SENSITIV Imago

Presenter :



2010

Why we are specializing in Bioresonance ?



- knowledge in both European and Eastern schools of medicine

Reason 1

- knowledge in Medical Technology and medical Management

Reason 2

- extensive background in Pharmacology

Reason 3

What is Bioresonance and NLS ?

Bioresonance therapy and diagnostics - is a trend in modern medicine that is based on the scientific fact that each living organism and tissue exists in a specific frequency spectrum. Which opens a possibility to diagnose and treat each organ in our body by identifying it's frequency and sending of electromagnetic impulses to it.

Non-Linear Systems Analysis or NLS is a diagnostic method that combines the latest advancements in modern physics, mathematics, information technologies and medicine that allows to identify even the smallest fluctuations of electromagnetic fields in biological structures of a living organism.





1



2



3



4



So, we can speak of each cell, membrane, tissue or organ having their own "bar code" that identical for a specific tissue in every one of us.

Brief History of Bioresonance and NLS

Stage 1 - Religio-theological experience that encouraged self-discovery and self-improvement movements (in particular: Buddhism, Daoism, Induism, Islam and Judaism)





Stage 2 - Introverted knowledge - Eastern and Western spiritual knowledges, the beginnings of Eastern Medicine (examination of former civilizations and their workings)

Stage 3 - Practical application





Stage 4– practical use

Brief Summary of the first 3 Stages






Aristotelus


Platon


Patanjali


Confucius


L□o Z□,


Sri Ghose


Kant


Einstein


Schopenhauer


William Crookes


Atkinson


Osho


Рерих


Cayce


Tesla


Blavatskaja


Capra


Monroe


Martin Perl


Muldasev

These people are far from being all of the contributors to the project. Each of these remarkable people presented just one school with hundreds and sometimes thousands of explorations carried out. But it's only one tenth of those who participated in the project at their time. The reason i included these particular figures in this presentation is because I personally have been studying them the most.

Brief Summary of Stage 4









Teodor Van Houen

In USSR, these projects received over $450 Million Dollars by government and over 30 laboratories were funded in Moscow, Kiev , Leningrad, Omsk, Sverdlovsk, Chelyabinsk etc.



1988 - U.S.Congress approves a 145 Million Dollar investment on a project to create a psychotropic weapn system (PAS).

Mr. Tokugava – Tokio - Japan

Mr. Idzava - Nagasaki - Japan

Success Stories of similar devices

1. Device of **Ariel** - used in astronautics since 80's of last century

2. In the winer of 1991, a top-secret aircraft Lokchild F117AE crached - was found by the device of **Tenany**

3. Device of **Umbriel** - following the example of the bioresonance device BMF U.S. for submarines

Later this device came out of military possession.

4. **Boeing uses an NLS** system in assembling of it's aircraft. This system uses intelligence algorithms to predict future risks and likehood of breakages in parts. Georgia Hobbit, president of Boeing Technology Service, underscored that they see great perspectives for forther use of "intelligent machines".

5. In Austria, Rudolf Kapelner (Professor of the Vienna University), with the help of AGM-Medium 12/60 "intelligent machine", was able to prevent a major accident at an atomic station in Norway.

6. Lately, the principles of "intelligent machines" have been used for production of psychotropic and torsion weapons.

But, the purpose of our company is using modern bioresonance and NLS advancements for medical breakthroughs.

Information on the Use of intelligent Machines

Patent USA ,549,805 – 15.4.2003
Represents: ClinicTech Inc. (Ostin, Texas)
Offer.: 971396 , Registration: 5 .10. 2001 г.
Active Class USA: 600/545; 600/544 , International Class: A61B 005/04 , Area of resarch : 600/545,544

Materials used for experiments

June, 4031883 1977 Ferchmy.
April, 4195626th, 1980 Schweitzer.
September, 4690142, 1987 Ross.
August, 4951674, 1990 Zanakis.
April, 5108361, 1992 Hejn.
November, 5365939, 1994 Oks.
February, 5392788th, 1995 Hadspet.
October, 5458142th, 1995 Farmer.
May, 5746205, 1998 Virsu, etc. 600/544.
May, 5755230, 1998 Schmidt, etc. 600/544.
June, 5769878th, 1998 Cameos.
November, 5983129th, 1999 the Koan.
August, 6097981th, 2000 Frir.
May, 6224549, 2001 Drongelen 600/300.
May, 6236884th, 2001 Hunter, etc. 600/544.
September, 6292688th, 2001 Patton 600/544.



The senior expert: Hindenburg Max Ф.
The assistant to the expert: Natnihihadha Navin
The attorney, the Agent or Firm: Leschinsky Boris



Sensitiv-Imago -
Production and Technology Depatments

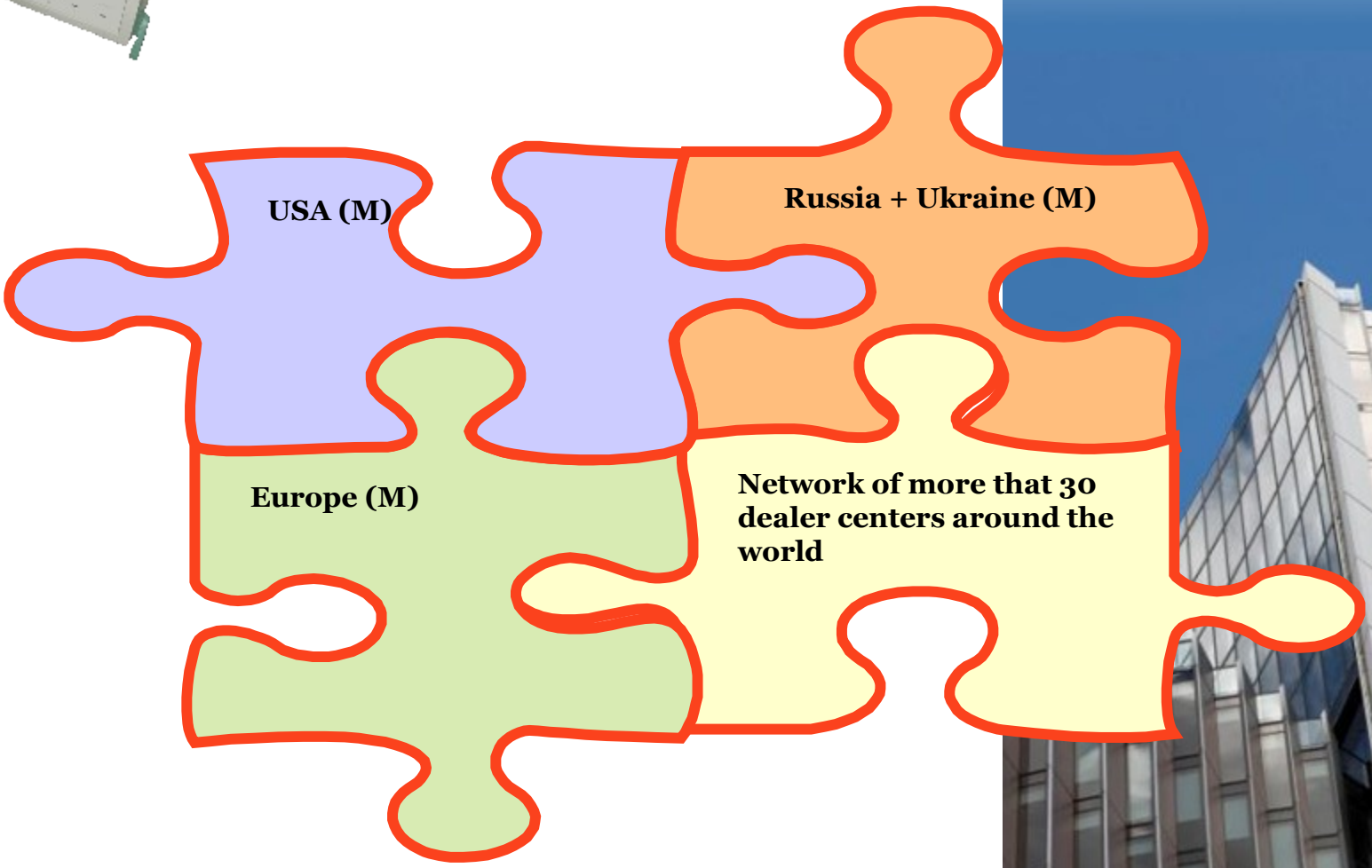



Sensitiv Imago - Sales and Service Departments





We currently have over 30 sales representatives all over the world.
Our sales departments not only promote the bioresonance method and Sensitiv Imago but also help us improve our technology by gathering new data from the wide network of Sensitiv Imago users.

Introducing the Bioresonance Complex of new generation - Sensitiv Imago





Sensitiv Imago 500



Sensitiv Imago 60



Sensitiv Imago 100



Introducing the Bioresonance Complex of new generation – Sensitiv Imago















Introducing the Bioresonance Complex of new generation - Sensitiv Imago

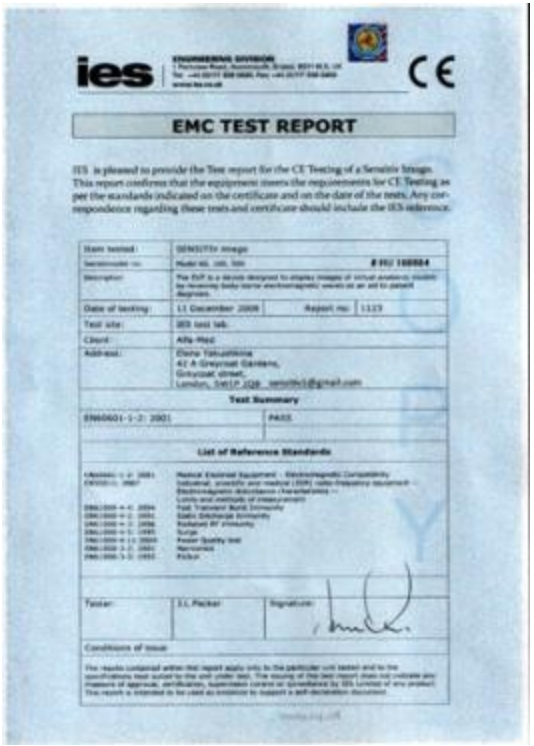

ies

CE

EMC TEST REPORT

IES is pleased to provide the Test report for the CE Testing of a Sensitiv Imago.
This report confirms that the equipment meets the requirements for CE Testing as per the standards indicated on the certificate and on the date of the tests. Any correspondence regarding these tests and certificate should include the IES reference.

Item tested:	SENSITIV Imago
Description:	The EVP is a device designed to display images of virtual anatomic models by receiving body-borne electromagnetic waves as an aid to patient diagnosis.
Date of testing:	11 December 2009 — Report no: 1123
Test site:	IES test lab.
Client:	Alfa-Med
Address:	Elena Yakushkina 42 A Greycoat Gardens, Greycoat street, London, SW1P 2QB xensitiv1@gmail.com

Test Summary

EN60601-1-2: 2001	PASS

List of Reference Standards

Tester:	J.L Packer — Signature:

Conditions of issue

Why Sensitiv Imago was the only one to be awarded the Gold Medal?

2. Quality

1. Precision

3.SBA sensors



8. Ability to be used for scientific research

4. Quasy sensors

5. Ability to measure biological impedance

7. High versatility – diagnosis and full spectrum of treatment

6. Working with real patient, not virtual

General principles of use of Sensitiv Imago.

1
2
3
4
5
6
7







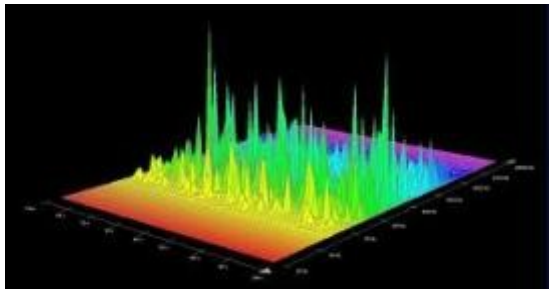



Comprehensive approach to Organism!



Device of "Sensitive Imago"



Sensitiv



I – individual
M – monitoring
A – (of) anatomical
G - graphical
O - organs

Device of "Sensitiv Imago"



→ SBA / 60 8000 light soft 80%



Sensitiv Imago 60



→ SBA / 100 10000 full soft 90%



Sensitiv Imago 100



→ SBA / 500 12000 full soft 96%



Sensitiv Imago 500



Sensitiv Imago: Scope of use :

- Doctors - for private practice
- Medical centers - as a main or additional screening system for diagnostics and disease forcasts
- Drugstores - for dosage prescription and prevention of possible complications and drug side effects. In cosmetic centers and beauty salons - to exclude risks and calculate effectiveness of cosmetic methods

  Nutritional supplements companies/distributors - to make right choices of supplements for clients and motivate clients to deal with them.
- In cosmetic centers and beauty salons - to exclude risks and calculate effectiveness of cosmetic methods
- NEW: setting up a turn-key, recession-proof medical business. We'll help you organize your own medical center and provide professional advice on how to monetize your new business.

Assembling of Sensitiv Imago













Sensitiv Imago provides:



Diagnosis



Therapy



Testing



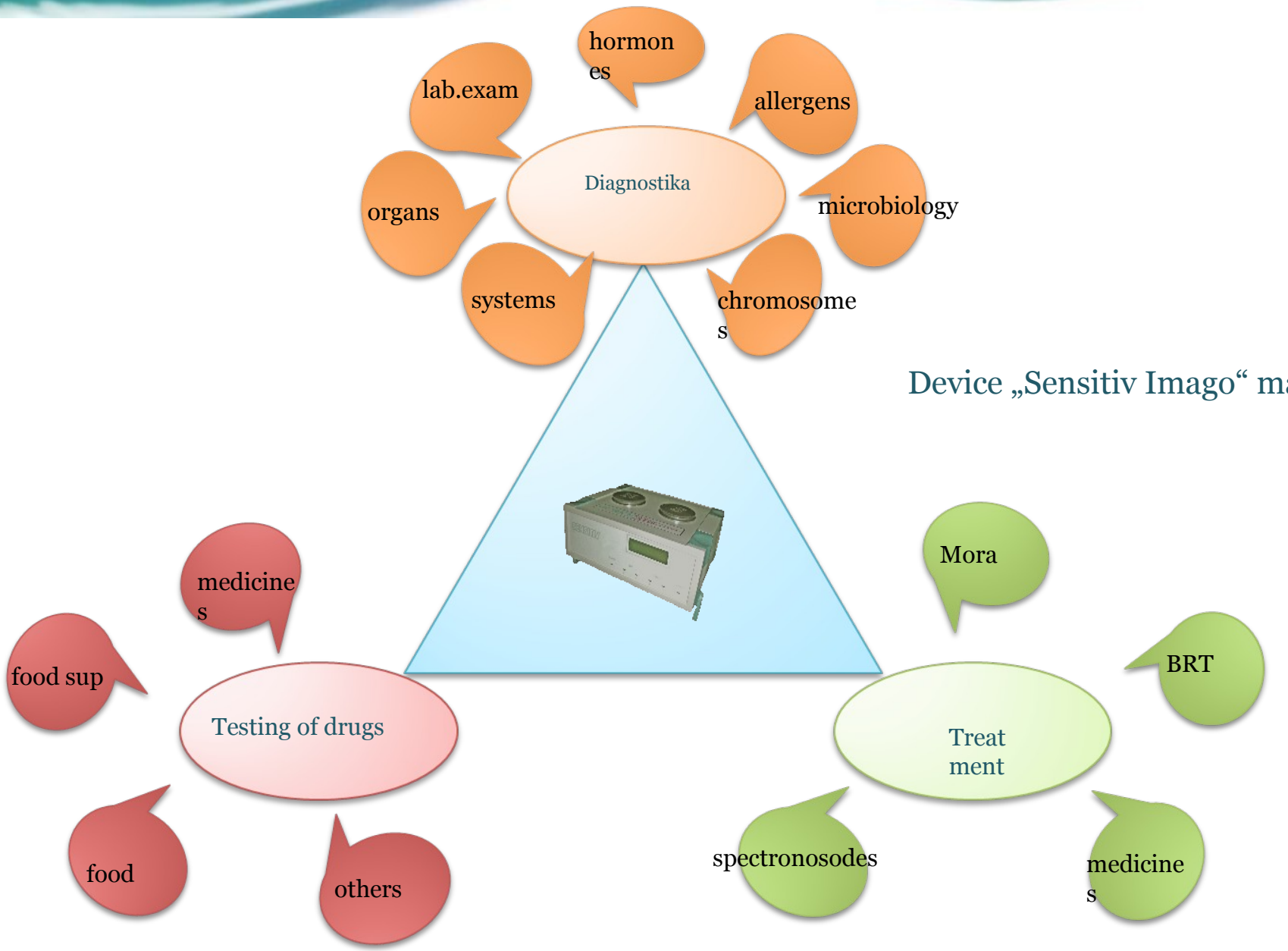
hormon
es
lab.exam
allergens
Diagnostika
organs
microbiology
systems
chromosome
s
Device „Sensitiv Imago“ makes :
medicine
s
food sup
Testing of drugs
food
others
Mora
BRT
Treat
ment
spectronosodes
medicine
s

NLS diagnostics enables you to:

- - obtain an accurate evaluation of the functional state of the organism through topical analysis
- - check the effectiveness and potential risks of implementing various therapy methods, inclusive of the organism's adaptive abilities
- - analyze the dynamics of changes in the functional state of the body during therapy
- - identify the very beginning of functional disturbance
- - assess the nature of pathology while taking advantage of expert systems



Diagnostics specifications and Benefits of bioresonance!

The device of Sensitiv Imago is designed to register changes in the organs and histological structures of the body and allows to:

- receive an accurate scan of the current functional state of the organism
- evaluate the adaptive abilities of the organism
- prescribe the most effective treatment
- analyze the dynamics of the functional state of the body during the treatment
- identify the character of pathologies by using the expert system
- fulfill dynamic control over the state of homeostasis
- predict future developments of a disease

Also:

1. Comprehensive view of the organism
2. Forecasting the dynamics of disease
3. Identifying the hidden disturbances
4. Identifying the future risks for a specific patient
5. Identifying the negative effects in the organs at the stage of risk
6. Identifying the causes and consequences for diseases
7. Prescribing a right treatment
8. Mora Therapy and BRT
9. Treatment and testing



Treatment and testing

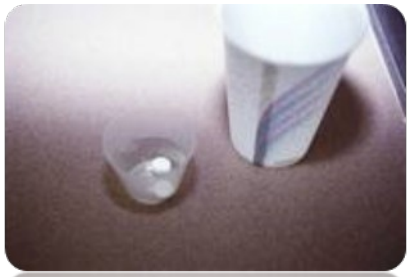

Spectronosodes

Sensitiv Imago contains a special bioresonance camera that is able to transmit therapeutic information to substances such as water, alcohol and sugar. As a result, the device can prepare therapeutic products - spectronosodes - targeted to treating the disease of a specific patient.
Spectronosodes successfully replace a large number of medical products, from preventive vaccination(inverted spectronosodes) to antibiotics(direct spectronosodes)

Direct spektronosode



Inverted spektronosode



Mora Therapy and BRT

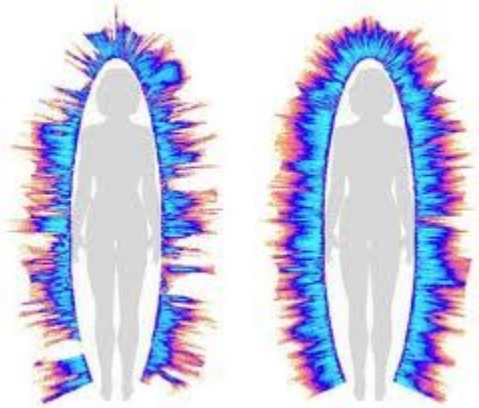

Mora therapy is egergo-informational influence on the cells, tissues and organs that allows
for correcting their state to that os ideal health.
Sensitiv Imago's database has all egergo-informational records of healthy organism.

Mora and BRT therapy is a special method of treatment through using patient's own electro-magnetic waves.

This method has three principle at it's core.

- making use of peoples own electro-magnetic waves
- dividing of patient's waves into physiological(healthy) and pathological(ill)
- inversion and dissolving of pathological waves and re-generation of physiological ones

Mora therapy can be combined with taking medicines and other ways of treatment.
It can considerably shorten the period of taking drugs and sometimes allows for getting to a healthy state without them.

V roce 1977 navrhl doktor F. Morelli a inženýr E.Raše novou biofyzickou metodu - biorezonanční terapii

Contraindications

1. Pacemaker

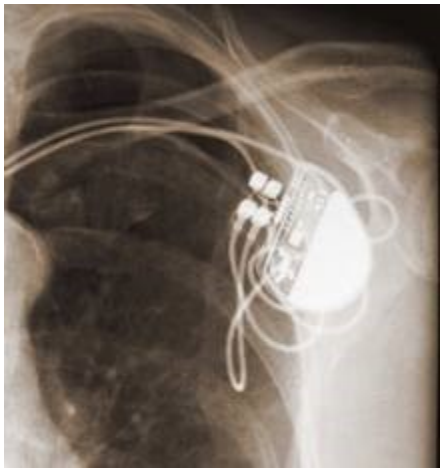

2. Epilepsy



Comparison NLS -method with other traditional methods of inspection .

Metoda	what are investigating	radiation	side effects	Overall assessment method
NLS	+++++	+++++	+++++	excellent
MR	++---	+++--	+++--	satisfactory
CT	++++-	++---	++---	Not bed
Ultrazvuk	+++--	+++++	++++-	Good

"+" - sign of positive characteristics

"-" - sign of negative characteristics

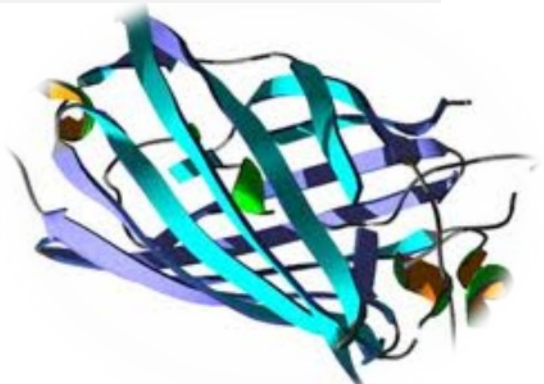





Sensistiv
Imago

Thank You